



THE BUILDINGS

- Built by Truman - Customer Choice Award Winner for highest satisfaction
- Peace of mind provided through our comprehensive warranty program: 1 Year on Workmanship & Materials, 2 Year Warranty of Delivery & Distribution, Systems, 5 Year Building Envelope Coverage, and a 10 Year Structural Warranty
- Concrete construction building with two high speed elevators and a spacious grand entrance lobby
- Energy efficient building design including mechanical and distribution systems
- Maintenance-free exteriors featuring uniquely designed outdoor patio seating area
- Built-in smoke/heat detectors and in-suite water sprinkler system
- Individual suite utility metering for maximum energy savings, coupled with individual thermostat for temperature control
- Painted, secured, and heated underground parkade
- Intercom and security monitoring system in lobby
- 5-Star hotel inspired entrance lobby and common areas finished in elements from *Hermes, Gucci, Armani Casa*



THE SUITES

- Beautifully appointed interiors by our award-winning interior design team
- Approximately 9ft ceilings throughout suite (*excluding dropped areas required for mechanical, plumbing and/or electrical*)
- Energy efficient aluminum framed windows and oversize doors/patio sliders (*as per plan*)
- **Air-conditioned suites** with smart Universe **WiFi enabled thermostat** control
- Roller shade window coverings throughout
- Custom designed solid core entry door and custom printed address plate
- A choice of 2 high quality hard surface **LVP flooring options** with acoustic underlay throughout all living areas
- In-suite technology featuring integrated wiring panel
- **Smart Plug USB plug** jack connection, and TV / Telephone connections in principal area
- Convenient in-suite Energy Star® front-load stacking washer and dryer centre, vented to the exterior with quick water shut off valve
- Brilliant lighting with custom made **LED contemporary light fixtures** and pot lights throughout
- Smooth panel doors with levered anti-scuff door hardware throughout
- Modern sleek line painted baseboards, door frames and casings
- Ample closet and storage shelving (*as per plan*)



THE KITCHENS

- Award winning kitchen cabinetry design
- Floor to ceiling ergonomic TRUspace® contemporary kitchen cabinetry featuring premium finishes, accented by soft close door and drawer hardware and integrated storage
- **Polished hard surface quartz** eased edge countertops
- Stainless steel undermount sink with industrial high arc pull out single lever faucet
- Contemporary **full height** backsplashes
- Custom made brushed metal door hardware
- Versatile easy access cutlery drawer
- Deep drawer for pots and pan



THE BATHROOMS

- Polished hard surface quartz eased edge countertops
- Modern square edge tubs with sloping lumbar support accented by contemporary tiles, creating a luxe spa atmosphere
- **TRUspace® integrated storage cabinetry**
- TRUspace® vanity design with maximum storage in mind
- Porcelain top mount sink
- Matching bathroom hardware and accessories
- Environmentally conscious fixtures, shower heads, and toilets
- Safety and pressure-balancing mixing valves for tub and showers



COLOUR PALETTE

Flooring

1. LVP – Divine Quest Willow XL Blonde (*main level*)
2. LVT – Divine Passage Cleopatra (*laundry / bathrooms*)

Tile Backsplash

3. White Quartz (*kitchen*)
- White Subway Tile (*bathroom*)

Countertops


4. Quartz – GS Imports Glacier White (*kitchen / bathrooms*)

Cabinetry

5. White - Chill (H56), with wood accent (*kitchen*)

Paint

6. Architectural White C2 – 516 (*walls / trim*)





THE HARDWARE

1. Door Style

Lincoln Park

2. Door Hardware

1948 Square Rose Lever
(matte black)

3. Base Finishing

Baseboard & Casing

4. Bath Hardware

1948 Square Paper & Towel Bar
(matte black)

5. Sink Faucet

Delta Trinsic - Bath (matte black)
Delta Trinsic - Kitchen (matte black)

6. Bath Fixtures

Delta Trinsic (matte black)





THE APPLIANCES

1. Refrigerator

Fisher & Paykel - 36" Built-in French door refrigerator with bottom freezer
Model #RS36A72J1N

2. Gas Range

Whirlpool 30" slide-in gas range
Model #WEGA25H0HZ

3. Range Hood

Elica - 28" Palermo
Model #EPR628S1

4. Dishwasher


Whirlpool 24" built-in
Model #WDTA50SAHZ

5. Washer & Dryer

Whirlpool - Front-Load Washer & Dryer
Model# WFW6620HC
Model# WGD6620HC

6. Microwave

Panasonic 24" Counter Top Microwave
Model# NNSD786S





THE AMENITIES

1. Owner's Lounge (West)

Bar & Billiards

2. Owner's Lounge (East)

Golf Simulator, Play Area & Theatre

3. Exercise Room

Gym & Yoga Studio

4. Oculus Patio

Outdoor Seating

5. Bike Room

Storage & Workshop

6. Pet Spa


Grooming & Wash Station



1




2




3



4



5



6